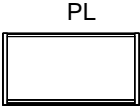
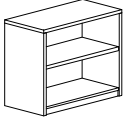

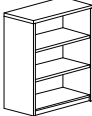

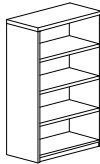
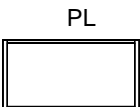
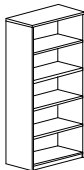
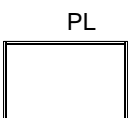
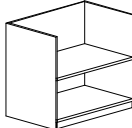
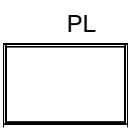
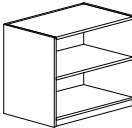
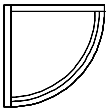
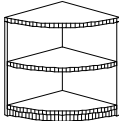
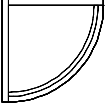
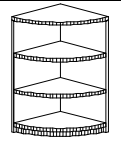
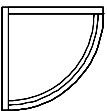
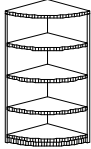
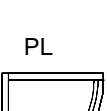
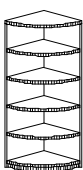
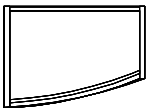
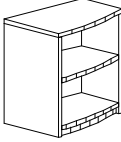

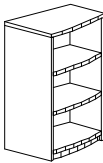

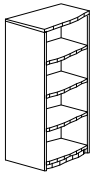

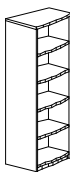


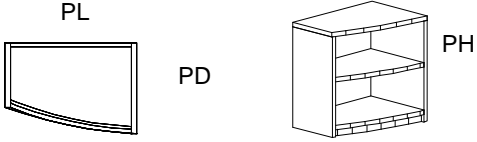
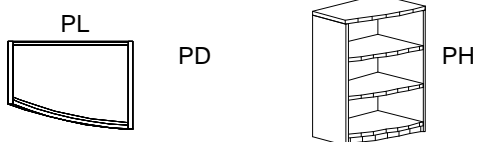
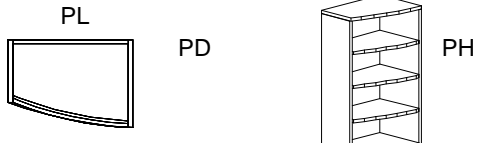
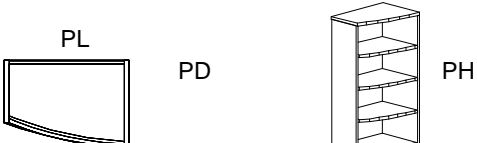




Open Bookcase Units

| | | | |
|----|---|---|--|
| PD |  |  | <p>Book Cases - 2 Hi - 1 Adjustable Shelf Spec. B2 - "PD, PL," -PH PD=15,18,24 PL = 15" to 36 PH = 29"</p> |
| PD |  |  | <p>Book Cases - 3 Hi - 2 Adjustable Shelves Spec. B3 - "PD, PL," -PH PD=15,18,24 PL = 15" to 36 PH = 42</p> |
| PD |  |  | <p>Book Cases - 4 Hi - 3 Adjustable Shelves Spec. B4 - "PD, PL," - PH PD=15,18,24 PL = 15" to 36 PH =55</p> |
| PD |  |  | <p>Book Cases - 5 Hi - 4 Adjustable Shelves Spec. B5 - "PD, PL, " -PH PD=15,18,24 PL = 15" to 36 PH = 66, 72, 81</p> |
| PD |  |  | <p>Book Cases - 2 Hi No Top - 1 Adjustable Shelf Spec. B2NT - "PD, PL, " -PH PD=15,18,24 PL = 15" to 36 PH = 27.5" Note: Requires common top</p> |
| PD |  |  | <p>Book Cases - 2 Hi Insert - 1 Adjustable Shelf Spec. Ped-B2 - "PD, PL," PD=15,18,24 PL = 15" to 36 PH = 28"</p> |

Open Bookcase Units - (cont'd)

| | | |
|---|---|--|
|  <p>PL</p> <p>PD</p> |  <p>PH</p> | <p>Book Cases - 90 Deg Curved End - 2 Hi</p> <p>Spec. B2C90 - "PD, PL" - PH</p> <p>PD=15,18,21,24</p> <p>PL=15,18,21,24</p> <p>PH = 29" (shelves are Fixed)</p> |
|  <p>PL</p> <p>PD</p> |  <p>PH</p> | <p>Book Cases - 90 Deg Curved End - 3 Hi</p> <p>Spec. B3C90 - "PD, PL" - PH</p> <p>PD=15,18,21,24</p> <p>PL=15,18,21,24</p> <p>PH = 42 (shelves are Fixed)</p> |
|  <p>PL</p> <p>PD</p> |  <p>PH</p> | <p>Book Cases - 90 Deg Curved End - 4 Hi</p> <p>Spec. B4C90 - "PD, PL" - PH</p> <p>PD=15,18,21,24</p> <p>PL=15,18,21,24</p> <p>PH = 55 (shelves are Fixed)</p> |
|  <p>PL</p> <p>PD</p> |  <p>PH</p> | <p>Book Cases - 90 Deg Curved End - 5 Hi</p> <p>Spec. B5C90 - PD, PL, " - PH</p> <p>PD=15,18,21,24</p> <p>PL=15,18,21,24</p> <p>PH = 66, 72, 81 (shelves are Fixed)</p> |
|  <p>PL</p> <p>PD</p> <p>(RE)</p> |  <p>PH</p> | <p>Book Cases - Arched Left - 2 Hi - 1 Adj. Shelf</p> <p>Spec. B2ArL - "PD, PL,(RE)" - PH</p> <p>PD=18,21,24</p> <p>PL=30 or 36</p> <p>(RE) =PD-6"</p> <p>PH=290"</p> |
|  <p>PL</p> <p>PD</p> <p>(RE)</p> |  <p>PH</p> | <p>Book Cases - Arched Left - 3 Hi - 2 Adj. Shelves</p> <p>Spec. B3ArL - "PD, PL,(RE)" - PH</p> <p>PD=18,21,24</p> <p>PL=30 or 36</p> <p>(RE) =PD-6"</p> <p>PH=42"</p> |
|  <p>PL</p> <p>PD</p> <p>(RE)</p> |  <p>PH</p> | <p>Book Cases - Arched Left - 4 Hi - 3 Adj. Shelves</p> <p>Spec. B4ArL - "PD, PL,(RE)" - PH</p> <p>PD=18,21,24</p> <p>PL=30 or 36</p> <p>(RE) =PD-6"</p> <p>PH=55"</p> |
|  <p>PL</p> <p>PD</p> <p>(RE)</p> |  <p>PH</p> | <p>Book Cases - Arched Left - 5 Hi - 4 Adj. Shelves</p> <p>Spec. B5ArL - "PD, PL,(RE)" - PH</p> <p>PD=18,21,24</p> <p>PL=30 or 36</p> <p>(RE) =PD-6"</p> <p>PH= 66", 72", 81"</p> |

Open Bookcase Units - (cont'd)

| | |
|---|---|
|  | <p>Book Cases - Arched Right - 2 Hi - 1 Adj. Shelf Spec. B2ArR - "(LE),PD, PL" - PH (LE)=PD-6" PD=18,21,24 PL=30" or 36" PH=29"</p> |
|  | <p>Book Cases - Arched Right - 3 Hi - 2 Adj. Shelves Spec. B3ArR - "(LE),PD, PL" - PH (LE)=PD-6" PD=18,21,24 PL=30" or 36" PH=42"</p> |
|  | <p>Book Cases - Arched Right - 4 Hi - 3 Adj. Shelves Spec. B4ArR - "(LE),PD, PL" - PH (LE)=PD-6" PD=18,21,24 PL=30" or 36" PH=55"</p> |
|  | <p>Book Cases - Arched Right - 5 Hi - 4 Adj. Shelves Spec. B5ArR - "(LE),PD, PL" - PH (LE)=PD-6" PD=18,21,24 PL=30" or 36" PH=66", 72", 81"</p> |
|  | <p>Book Cases - Bowed Front - 2 Hi - 1 Adj. Shelf Spec. B2BF - "PD, PL" - PH PD=18,21,24 PL=30" or 36" PH=29"</p> |
|  | <p>Book Cases - Bowed Front - 3 Hi - 2 Adj. Shelves Spec. B3BF - "PD, PL" - PH PD=18,21,24 PL=30" or 36" PH=42"</p> |
|  | <p>Book Cases - Bowed Front - 4 Hi - 3 Adj. Shelves Spec. B4BF - "PD, PL" - PH PD=18,21,24 PL=30" or 36" PH=55"</p> |
|  | <p>Book Cases - Bowed Front - 5 Hi - 4 Adj. Shelves Spec. B5BF - "PD, PL" - PH PD=18,21,24 PL=30" or 36" PH=66, 72, 81"</p> |