

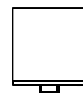
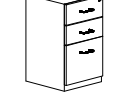
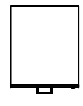
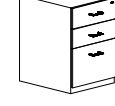
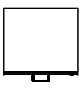
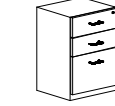

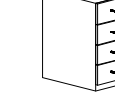
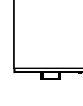
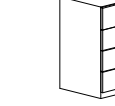



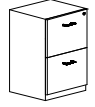

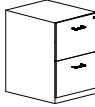

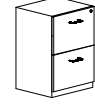

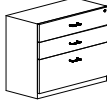
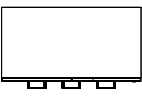
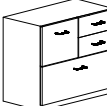
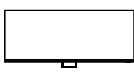
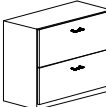


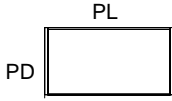
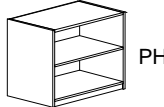
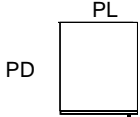
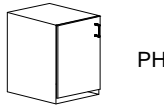

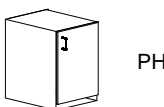
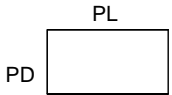
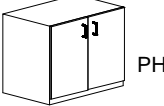
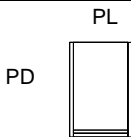
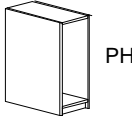
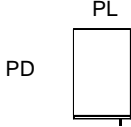
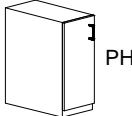
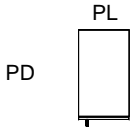
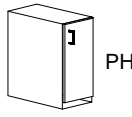
Pedestals

 <p>PL</p> <p>PD</p>	 <p>PH</p>	<p>2 Box, 1 File Insert - Regular Depth, Letter Width Spec. Ped-2BF-R PD=23 PL= 15 5/8" PH = 28</p>
 <p>PL</p> <p>PD</p>	 <p>PH</p>	<p>2 Box, 1 File Insert - Shallow Depth, Letter Width Spec. Ped-2BF-S PD=17 PL = 15 5/8" PH = 28</p>
 <p>PL</p> <p>PD</p>	 <p>PH</p>	<p>2 Box, 1 File Insert - Regular Depth, Legal Width Spec. Ped-2BF-RL PD=23 PL= 18 1/2" PH = 28</p>
 <p>PL</p> <p>PD</p>	 <p>PH</p>	<p>2 Box, 1 File Insert - Shallow Depth, Legal Width Spec. Ped-2BF-SL PD=17 PL= 18 1/2" PH = 28</p>
 <p>PL</p> <p>PD</p>	 <p>PH</p>	<p>4 Box insert - Regular Depth, Letter Width Spec. Ped-4B-R PD=23 PL = 15 5/8" PH = 28</p>
 <p>PL</p> <p>PD</p>	 <p>PH</p>	<p>4 Box insert - Shallow Depth, Letter Width Spec. Ped-4B-S PD=17" PL=15 5/8" PH = 28</p>













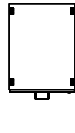

Pedestals (cont'd)

<p>PL</p>  <p>PD</p>	 <p>PH</p>	<p>2 File insert Regular Depth, Letter Width Spec. Ped-FF-R PD=23 PL=15 5/8" PH = 28</p>
<p>PL</p>  <p>PD</p>	 <p>PH</p>	<p>2 File insert Shallow Depth, Letter Width Spec. Ped-FF-S PD=17 PL=15 5/8" PH = 28</p>
<p>PL</p>  <p>PD</p>	 <p>PH</p>	<p>2 File insert Regular Depth, Legal Width Spec. Ped-FF-R PD=23 PL=18 1/2" PH = 28</p>
<p>PL</p>  <p>PD</p>	 <p>PH</p>	<p>2 File insert Shallow Depth, Legal Width Spec. Ped-FF-S PD=17 PL=18 1/2" PH = 28</p>
<p>PL</p>  <p>PD</p>	 <p>PH</p>	<p>2Box, Lateral File insert Spec. Ped-2BLF - "PD,PL" PD=17,23 PL=30,36 PH = 28</p>
<p>PL</p>  <p>PD</p>	 <p>PH</p>	<p>1File, 2 Box, Lateral insert Spec. Ped- 2BFLF-S PD=17 PL = 32" PH = 28</p>
<p>PL</p>  <p>PD</p>	 <p>PH</p>	<p>Lateral File insert Spec. Ped-L2 - "17,PL" PD=17 PL=30,36 PH = 28</p>


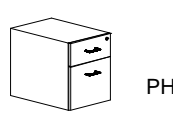



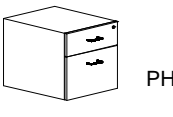
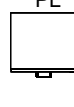
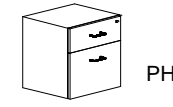

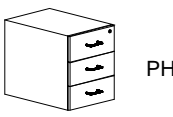


Pedestals (cont'd)

		<p>Bookcase insert Spec. Ped-B2 - "PD,PL" PD=12,14,17,23 PL=30,36 PH = 28</p>
		<p>1 Door Closed Storage - Left - 1 Adj Shelf Spec. Ped-C2-L - "PD,PL" PD=17,23 PL= 12" to 21" PH = 28</p>
		<p>1 Door Closed Storage - Right - 1 Adj Shelf Spec. Ped-C2-R - "PD,PL" PD=17,23 PL= 12" to 21" PH = 28</p>
		<p>Closed Storage insert Spec. Ped-C2 - "PD,PL" PD=12,14,17,23 PL=30,36 PH = 28</p>
		<p>CPU Storage Spec. Ped-CPU - "PD,PL" PD=17,23 PL=12" PH = 28</p>
		<p>1 Door CPU Storage - Left Spec. Ped-CPU-L - "PD,PL" PD=17,23 PL= 12" to 21" PH = 28</p>
		<p>1 Door CPU Storage - Right Spec. Ped-CPU-R - "PD,PL" PD=17,23 PL= 12" to 21" PH = 28</p>

Pedestals (cont'd)

PD			<p>1 Box, 1 file mobile - Letter Width Spec. PedM-BF PD=23 PL= 15 5/8" PH = 22</p>
PD			<p>1 Box, 1 file mobile - Legal Width Spec. PedM-BF-L PD=23 PL= 18 1/2" PH = 22</p>
PD			<p>2 Box, 1 file mobile - Letter Width Spec. PedM-2BF PD=23 PL=15 5/8" PH = 28</p>
PD			<p>2 Box, 1 file mobile - Legal Width Spec. PedM-2BF-L PD=23 PL= 18 1/2" PH = 28</p>
PD			<p>4 Box mobile - Letter Width Spec. PedM-4B PD=23 PL=15 5/8" PH = 28</p>
PD			<p>2 File mobile - Letter Width Spec. PedM-FF PD=23 PL=15 5/8" PH = 28</p>
			<p>2 File mobile - Legal Width Spec. PedM-FF-L PD=23 PL= 18 1/2" PH = 28</p>

Pedestals (cont'd)

<p>PD</p> 	 <p>PH</p>	<p>Box, File hanging Regular Depth, Letter Width Spec. PedH-BF-R PD=23" PL=15 5/8" PH = 19</p>
<p>PD</p> 	 <p>PH</p>	<p>Box, File hanging Shallow Depth, Letter Width Spec. PedH-BF-S PD=17" PL=15 5/8" PH = 19</p>
<p>PD</p> 	 <p>PH</p>	<p>Box, File hanging Regular Depth, Legal Width Spec. PedH-BF-RL PD=23" PL=18 1/2" PH = 19</p>
<p>PD</p> 	 <p>PH</p>	<p>Box, File hanging Shallow Depth, Legal Width Spec. PedH-BF-SL PD=17" PL=18 1/2" PH = 19</p>
<p>PD</p> 	 <p>PH</p>	<p>3 Box hanging - Regular Depth, Letter Width Spec. PedH-3B-R PD=23" PL=15 5/8" PH = 19</p>
<p>PD</p> 	 <p>PH</p>	<p>3 Box hanging - Shallow Depth, Letter Width Spec. PedH-3B-S PD=17" PL=15 5/8" PH = 19</p>